

24/7 Self Pick-up Guide

STEP 1

Arrive at the store

STEP 2

Get the car key

STEP 3

Move forward to the parking lot

Our Location



CNR AUTO



Richmond-Brighouse Station

Address: 7900 Westminister Hwy #111, Richmond, BC V6X 1A5



Get the car key



1. Enter the door access code
2. Find the key-box (Against the wall on the left side)
3. touch the screen to start
3. Click "Key Pick-up" button
4. Enter the key code and take the key

Move forward to the parking lot



9AM - 10PM



1. Turn left when you see the SUBWAY restaurant.
2. Enter the gate of the entrance.
3. Your vehicle will be parked on the P2/P3 floor (the stall# and floor have been informed)

**Move forward to
the parking lot**

**10PM -
9AM the next day**




1. The gate will be closed after 10PM each day, parking lot can be accessed from the ground level. 2. Turn right when you see CIBC bank, the entrance will be on your right hand side. 3. Follow the arrow on the ground and go up stairs by using motorway.

**Pre-trip
inspection**



Please walk around the vehicle to see if there is any existing scratch/damage



Please check if the fuel level and current mileage is consistent with the dashboard photo which taken by us

Precautions

- Any existing scratches/damages are already in the Google Photos album we sent, please click on the "photo inspection" link to view.
- We highly recommend you to take photos for the vehicle before leaving.
- For safety purposes, only authorized person are allowed to enter the building, please make sure the door is closed after entering.

For problems encountered in picking up the car, please email us to service@cnrauto.ca someone will be in contact with you. We cannot guarantee response all inquiries in timely manner outside of business hours, thanks for your understanding.