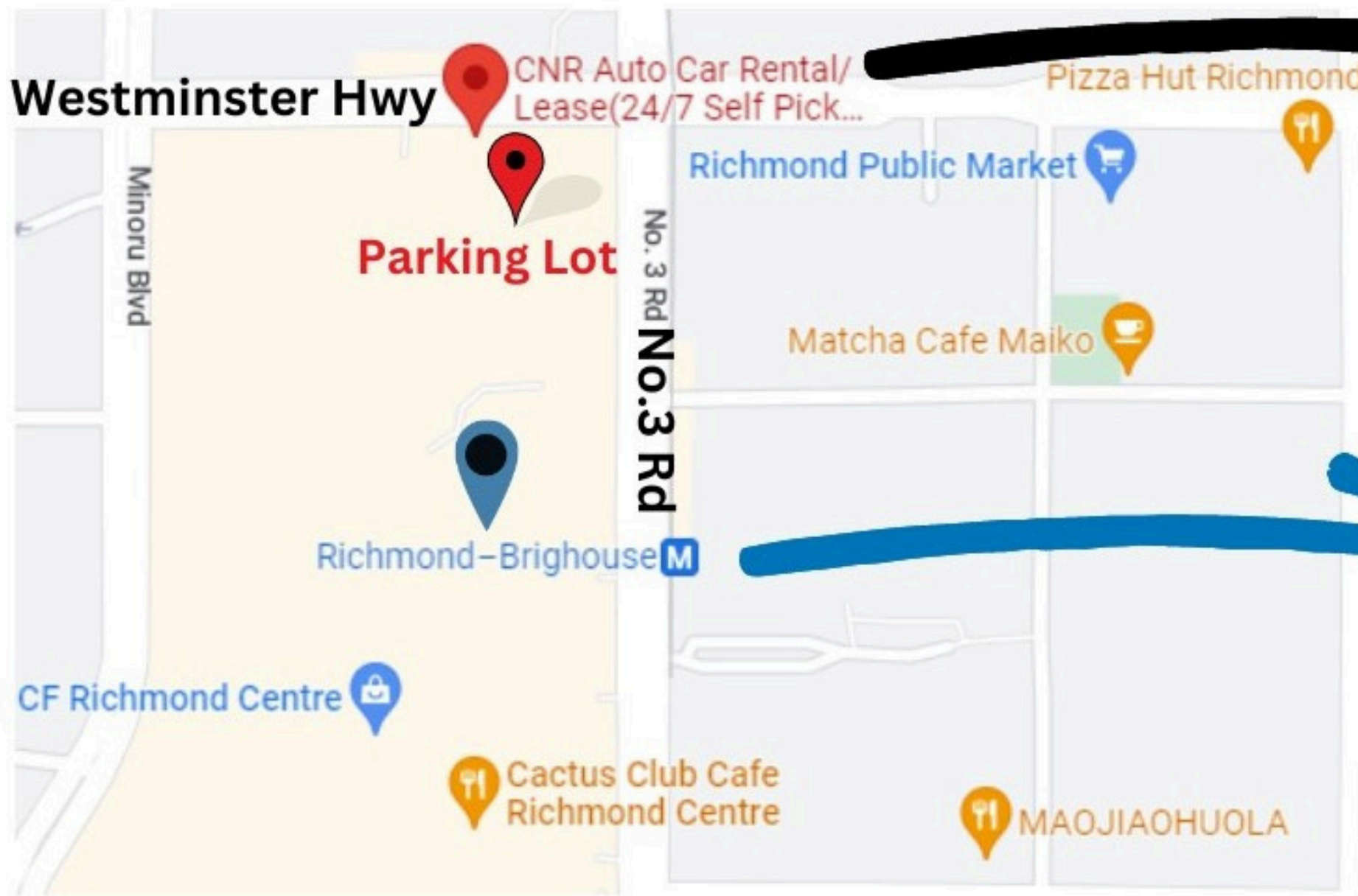


# After hours Self Pick-up Guide

## STEP 1

Arrive at the store



**CNR AUTO**



**Richmond-Brighouse Station**

## STEP 2

Get the car key





**1. Enter the door access code to enter the office**



**2. Find the key-box (Against the wall on your right-hand side)**

## STEP 2

Get the car key





3. Click "Key Pick-up" button

4. Enter the key code and take the key from the key box

## STEP 3



Move forward to the parking lot

If your arrive between 9AM to 10PM



1. Turn left when you see the SUBWAY restaurant.
2. Enter the gate of the entrance.
3. Your vehicle will be parked on the P2/P3 floor (the stall# and floor have been informed)

If your arrive between 10PM to 9 AM next day




1. The gate will be closed after 10PM everyday, parking lot can be accessed from the ground level.
2. Turn right when you see CIBC bank, the entrance will be on your right hand side.
3. Follow the arrow on the ground and go up stairs by using motorway.

### Pre-trip inspection



Please walk around the vehicle to see if there is any existing scratches/damage



Please check if the fuel level and current mileage is consistent with the dashboard photo which taken by us

### Precautions

- Any existing scratches/damages are already in the Google Photos album we sent, please click on the "photo inspection" link to view.
- We highly recommend you to take photos for the vehicle before leaving.
- For safety purposes, only authorized person are allowed to enter the building, please make sure the door is closed after entering/leaving.

If you encounter any issues during pick-up, please email [service@cnrauto.ca](mailto:service@cnrauto.ca). Response times may be delayed outside of business hours.